

# Submission of solved/unsolved cases for Solve-RD in RD-Connect GPAP

Data submission of unsolved and solved cases is identical except for the “Project” they will be associated to: “Solve-RD” or “Solved-RD\_solved”.

- Access the submission section at <https://platform.rd-connect.eu/datamanagement/>
- Enter Step-1 “Submit Participant Set” and complete it.
- Enter Step-2 “Submit Experiment Set”.

## Submit Data to RD-Connect [See instructions](#)



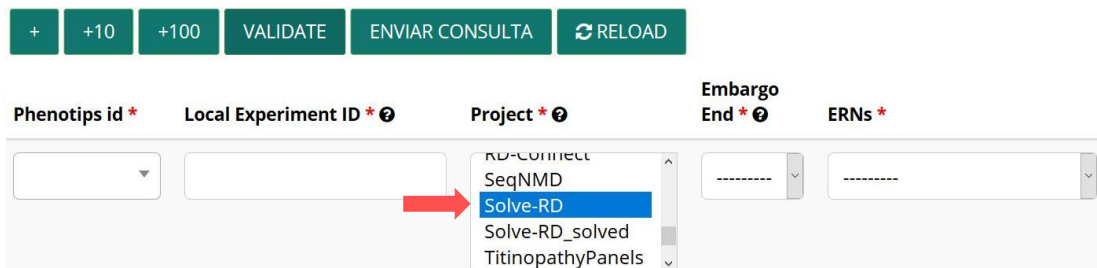
1- Submit Participant Set

2- Submit Experiment Set




3- Upload file metadata

- **For Unsolved cases**, choose project “Solve-RD” in the Project section.

## Submit Experiment/s [See instructions](#)



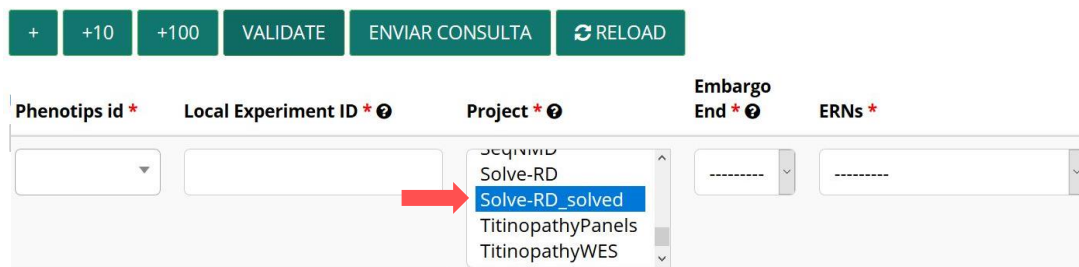
+ +10 +100 VALIDATE ENVIAR CONSULTA RELOAD

Phenotips id \* Local Experiment ID \*  Project \*  Embargo End \*  ERNs \*




RD-Connect  
SeqNMD  
Solve-RD  
Solve-RD\_solved  
TitinopathyPanels

- **For Solved cases**, choose project “Solve-RD\_solved” in the Project section.

## Submit Experiment/s [See instructions](#)



+ +10 +100 VALIDATE ENVIAR CONSULTA RELOAD

Phenotips id \* Local Experiment ID \*  Project \*  Embargo End \*  ERNs \*

SeqNMD  
Solve-RD  
Solve-RD\_solved  
TitinopathyPanels  
TitinopathyWES

- Fill in the rest of the fields, and continue with Step-3 “Upload file metadata”.